

Caster-Rack

Systems Ltd.



B R O M E

SHELVING SYSTEM



Caster-Rack.com

902-468-1880 / Toll Free 1-800-565-1880

Halifax, Nova Scotia

email: sales@caster-rack.com

SHELVING SYSTEM › Shelving system and Mini-Racking



Shelving system and Mini-Racking

- Improve your professional image and credibility;
- Heavy-duty posts work for both shelving and mini-racking and permit shelves to adjust on 1" increments to maximize the number of storage spaces;
- Easy and simple installation helping save time and money;
- New drawer banks can be installed at any time to fit your growing needs;
- Standard color is grey but available in a wide range of other colors.

SHELVING SYSTEM › Component

> Shelving system - Component

Configure your own AGF shelving system to meet your specific warehousing and storage needs.


Post



Side Panel



Boxed



Shelf



Divider 50-D12



50-BXC



50-PN



50-PS



50-PS16



50-RP



50-EQ



POSTS

| MODEL | DESCRIPTION | WEIGHT |
|--------|-------------|--------|
| 50-P51 | Post 51" H | 7 |
| 50-P75 | Post 75" H | 10 |

| MODEL | DESCRIPTION | WEIGHT |
|--------|-------------|--------|
| 50-P87 | Post 87" H | 11 |
| 50-P99 | Post 99" H | 13 |

SIDE AND BACK PANEL BRACES (hardware included)

| MODEL | DESCRIPTION | WEIGHT |
|---------|------------------|--------|
| 50-EL12 | Kit (2) side 12" | 1 |
| 50-EL15 | Kit (2) side 15" | 1.5 |
| 50-EL18 | Kit (2) side 18" | 2 |
| 50-EL24 | Kit (2) side 24" | 2.6 |
| 50-EL30 | Kit (2) side 30" | 3.5 |

| MODEL | DESCRIPTION | WEIGHT |
|---------|-------------------|--------|
| 50-EA36 | Kit (2) back 36" | 5 |
| 50-EA42 | Kit (2) back 42" | 6 |
| 50-EA48 | Kit (2) back 48" | 7 |
| 50-EX36 | Back sway "X" 36" | 3.5 |
| 50-EX48 | Back sway "x" 48" | 4.25 |

REINFORCED BOXED SHELVES (hardware included)

| MODEL | DESCRIPTION | WEIGHT |
|----------|---------------|--------|
| 50-T3612 | 36" W X 12" D | 8.5 |
| 50-T3618 | 36" W X 18" D | 11 |
| 50-T3624 | 36" W X 24" D | 14 |
| 50-T4215 | 42" W X 15" D | 11.5 |

| MODEL | DESCRIPTION | WEIGHT |
|----------|---------------|--------|
| 50-T4230 | 42" W X 30" D | 19 |
| 50-T4812 | 48" W X 12" D | 12 |
| 50-T4818 | 48" W X 18" D | 15 |
| 50-T4824 | 48" W X 24" D | 18 |

SHELF DIVIDERS

| MODEL | DESCRIPTION | WEIGHT |
|--------|---------------|--------|
| 50-D12 | Divider 12" D | 1 |
| 50-D15 | Divider 15" D | 1.5 |
| 50-D18 | Divider 18" D | 2 |

| MODEL | DESCRIPTION | WEIGHT |
|--------|---------------|--------|
| 50-D24 | Divider 24" D | 2.5 |
| 50-D30 | Divider 30" D | 3.5 |

BACK PANELS (hardware included)

| MODEL | DESCRIPTION | WEIGHT |
|-----------|---------------|--------|
| 50-PA3639 | 36" W x 39" H | 9.5 |
| 50-PA4239 | 42" W x 39" H | 11 |
| 50-PA4839 | 48" W x 39" H | 13 |

| MODEL | DESCRIPTION | WEIGHT |
|-----------|---------------|--------|
| 50-PA3651 | 36" W x 51" H | 12.5 |
| 50-PA4251 | 42" W x 51" H | 14.5 |
| 50-PA4851 | 48" W x 51" H | 17 |

SIDE PANELS (hardware included)

| MODEL | DESCRIPTION | WEIGHT |
|-----------|---------------|--------|
| 50-PC1239 | 12" W x 39" H | 2.5 |
| 50-PC1251 | 12" W x 51" H | 3 |
| 50-PC1539 | 15" W x 39" H | 3.2 |
| 50-PC1551 | 15" W x 51" H | 4 |
| 50-PC1839 | 18" W x 39" H | 4.5 |

| MODEL | DESCRIPTION | WEIGHT |
|-----------|---------------|--------|
| 50-PC1851 | 18" W x 51" H | 5 |
| 50-PC2439 | 24" W x 39" H | 5.5 |
| 50-PC2451 | 24" W x 51" H | 7 |
| 50-PC3039 | 30" W x 39" H | 7 |
| 50-PC3051 | 30" W x 51" H | 9.5 |

CLOSED UPRIGHTS (2 welded posts included)

| MODEL | DESCRIPTION | WEIGHT |
|------------|---------------|--------|
| 50-PC1275S | 12" W x 75" H | 24 |
| 50-PC1575S | 15" W x 75" H | 26 |
| 50-PC1875S | 18" W x 75" H | 27 |
| 50-PC2475S | 24" W x 75" H | 30 |
| 50-PC1287S | 12" W x 87" H | 28 |
| 50-PC1587S | 15" W x 87" H | 30 |

| MODEL | DESCRIPTION | WEIGHT |
|------------|---------------|--------|
| 50-PC1887S | 18" W x 87" H | 31.5 |
| 50-PC2487S | 24" W x 87" H | 35 |
| 50-PC1299S | 12" W x 99" H | 32 |
| 50-PC1599S | 15" W x 99" H | 34 |
| 50-PC1899S | 18" W x 99" H | 36 |
| 50-PC2499S | 24" W x 99" H | 40.5 |

ACCESSORIES

| MODEL | DESCRIPTION | WEIGHT |
|---------|-------------------|--------|
| 50-BA36 | Front plate 36" W | 0.9 |
| 50-BA42 | Front plate 42" W | 1.0 |
| 50-BA48 | Front plate 48" W | 1.1 |
| 50-BXC | Box 100 clips | ND |
| 50-BXB | Box 100 bolts | ND |
| 50-BXN | Box 100 nuts | ND |

| MODEL | DESCRIPTION | WEIGHT |
|---------|-------------------------|--------|
| 50-PS | Floor anchor plate | 0.22 |
| 50-PS12 | Shim plate 12Ga | 0.15 |
| 50-PS16 | Shim plate 16Ga | 0.09 |
| 50-PN | Leveling Glides Kit (2) | 1 |
| 50-EQ | Corner Gussets (4) | 1.2 |
| 50-RP | Splicer posts (2) | 0.5 |

SHELVING SYSTEM › Shelving system

> Shelving system

› Complete model



› Extension model



Shelving system AGF - Open configuration

- ◆ Configurations available in widths of 36" or 48", depths of 12", 18" or 24" and heights of 75", 87" or 99";
- ◆ Includes 4 posts for the complete models and 2 posts for the extension models;
- ◆ Includes 5 to 7 boxed shelves with hardware;
- ◆ Includes 2 pairs (4) side braces;
- ◆ Includes 2 back braces for complete models;
- ◆ Capacity of shelves: 600 lb evenly distributed.

Open configuration - 18" D

| COMPLETE MODEL | EXTENSION MODEL | DESCRIPTION |
|----------------|-----------------|-----------------------------------|
| 50-EO361875-5 | 50-EO361875-5E | 36" W x 18" D x 75" H - 5 shelves |
| 50-EO361887-6 | 50-EO361887-6E | 36" W x 18" D x 87" H - 6 shelves |
| 50-EO361899-7 | 50-EO361899-7E | 36" W x 18" D x 99" H - 7 shelves |
| 50-EO481875-5 | 50-EO481875-5E | 48" W x 18" D x 75" H - 5 shelves |
| 50-EO481887-6 | 50-EO481887-6E | 48" W x 18" D x 87" H - 6 shelves |
| 50-EO481899-7 | 50-EO481899-7E | 48" W x 18" D x 99" H - 7 shelves |

Open configuration - 24" D

| COMPLETE MODEL | EXTENSION MODEL | DESCRIPTION |
|----------------|-----------------|-----------------------------------|
| 50-EO362475-5 | 50-EO362475-5E | 36" L x 24" P x 75" H - 5 shelves |
| 50-EO362487-6 | 50-EO362487-6E | 36" L x 24" P x 87" H - 6 shelves |
| 50-EO362499-7 | 50-EO362499-7E | 36" L x 24" P x 99" H - 7 shelves |
| 50-EO482475-5 | 50-EO482475-5E | 48" L x 24" P x 75" H - 5 shelves |
| 50-EO482487-6 | 50-EO482487-6E | 48" L x 24" P x 87" H - 6 shelves |
| 50-EO482499-7 | 50-EO482499-7E | 48" L x 24" P x 99" H - 7 shelves |

> Archive storage

› Complete model



AGF Shelving system offers configurations for archive storage

- ◆ Configurations available in width of 42", depths of 15" or 30" and heights of 75" or 87"
- ◆ Includes 4 posts for the complete models and 2 posts for the extension models;
- ◆ Includes 4 to 7 boxed shelves with hardware;
- ◆ Includes 2 pairs (4) side braces;
- ◆ Includes 2 back braces for complete models;
- ◆ Capacity of shelves: 600 lb evenly distributed.

| COMPLETE MODEL | EXTENSION MODEL | DESCRIPTION |
|----------------|-----------------|--------------------------------------|
| 50-EA421575-4 | 50-EA421575-4E | 42" W X 15" D X 75" H with 4 shelves |
| 50-EA421587-7 | 50-EA421587-7E | 42" W X 15" D X 87" H with 7 shelves |
| 50-EA423075-4 | 50-EA423075-4E | 42" W X 30" D X 75" H with 4 shelves |
| 50-EA423087-7 | 50-EA423087-7E | 42" W X 30" D X 87" H with 7 shelves |

Contact Us for other or personalized configuration

› Complete model



› Extension model



Shelving system AGF - Closed configuration

- ◆ Configurations available in widths of 36" or 48", depth of 18" or 24" and height of 75", 87" or 99";
- ◆ Includes 4 posts for the complete models with welded closed upright and 2 posts for the extension models with welded closed upright ;
- ◆ Includes 2 back panels with hardware;
- ◆ Includes 5 to 7 boxed shelves with hardware;
- ◆ Includes 2 back braces for complete models;
- ◆ Capacity of shelves: 600 lb evenly distributed.

Closed configuration - 18" D

| COMPLETE MODEL | EXTENSION MODEL | DESCRIPTION |
|----------------|-----------------|-----------------------------------|
| 50-EF361875-7 | 50-EF361875-7E | 36" L x 18" P x 75" H - 7 shelves |
| 50-EF361887-8 | 50-EF361887-8E | 36" L x 18" P x 87" H - 8 shelves |
| 50-EF361899-9 | 50-EF361899-9E | 36" L x 18" P x 99" H - 9 shelves |
| 50-EF481875-7 | 50-EF481875-7E | 48" L x 18" P x 75" H - 7 shelves |
| 50-EF481887-8 | 50-EF481887-8E | 48" L x 18" P x 87" H - 8 shelves |
| 50-EF481899-9 | 50-EF481899-9E | 48" L x 18" P x 99" H - 9 shelves |

Closed configuration - 24" D

| COMPLETE MODEL | EXTENSION MODEL | DESCRIPTION |
|----------------|-----------------|-----------------------------------|
| 50-EF362475-7 | 50-EF362475-7E | 36" L x 24" P x 75" H - 7 shelves |
| 50-EF362487-8 | 50-EF362487-8E | 36" L x 24" P x 87" H - 8 shelves |
| 50-EF362499-9 | 50-EF362499-9E | 36" L x 24" P x 99" H - 9 shelves |
| 50-EF482475-7 | 50-EF482475-7E | 48" L x 24" P x 75" H - 7 shelves |
| 50-EF482487-8 | 50-EF482487-8E | 48" L x 24" P x 87" H - 8 shelves |
| 50-EF482499-9 | 50-EF482499-9E | 48" L x 24" P x 99" H - 9 shelves |

> Consulting service

The AGF team and their certified distributors offer consulting services for the management of your warehouse and/or store.



Our technical team along with our certified distributors offer a complete analysis of your warehouse or store space. They will propose both warehouse and storage equipment using the latest technology to maximize the use of every square and cubic foot available. With their recommendations AGF will provide a detailed proposal including CAD drawings.

Contact Us for other or personalized configuration

SHELVING SYSTEM › Mini-Racking system

> Mini-racking system

› Model 51-M484887HD



› Model 51-M483687



› Model 51-M483687E



Mini-Racking AGF - Preconfigured models

- ◆ A design and concept suitable for storage in the majority of industrial, institutional and commercial spaces.
- ◆ Configurations available in widths of 48", 60", 72" or 96", depths of 24", 36" or 48" and heights of 75" or 87";
- ◆ Included are 4 posts and 2 pairs (4) of side braces or 2 posts and 1 pair of side braces for the extension models;
- ◆ Available in robust or extra robust version;
- ◆ Includes 4 pairs (8) of beams with hardware;
- ◆ Capacity of 800 lbs to 1200 lbs distributed per level depending on configuration.

Configuration 75" H

| COMPLETE MODEL | EXTENSION MODEL | DESCRIPTION |
|----------------|-----------------|--|
| 51-M482475 | 51-M482475E | 48" L x 24" P x 75" H |
| 51-M602475 | 51-M602475E | 60" L x 24" P x 75" H |
| 51-M722475 | 51-M722475E | 72" L x 24" P x 75" H |
| 51-M962475HD | 51-M962475HDE | 96" L x 24" P x 75" H Extra heavy-duty |
| 51-M483675 | 51-M483675E | 48" L x 36" P x 75" H |
| 51-M603675 | 51-M603675E | 60" L x 36" P x 75" H |
| 51-M723675 | 51-M723675E | 72" L x 36" P x 75" H |
| 51-M723675HD | 51-M723675HDE | 72" L x 36" P x 75" H Extra heavy-duty |
| 51-M963675HD | 51-M963675HDE | 96" L x 36" P x 75" H Extra heavy-duty |
| 51-M484875 | 51-M484875E | 48" L x 48" P x 75" H |
| 51-M604875HD | 51-M604875HDE | 60" L x 48" P x 75" H Extra heavy-duty |
| 51-M724875HD | 51-M724875HDE | 72" L x 48" P x 75" H Extra heavy-duty |
| 51-M964875HD | 51-M964875HDE | 96" L x 48" P x 75" H Extra heavy-duty |

Configuration 87" H

| COMPLETE MODEL | EXTENSION MODEL | DESCRIPTION |
|----------------|-----------------|--|
| 51-M482487 | 51-M482487E | 48" L x 24" P x 87" H |
| 51-M602487 | 51-M602487E | 60" L x 24" P x 87" H |
| 51-M722487 | 51-M722487E | 72" L x 24" P x 87" H |
| 51-M962487HD | 51-M962487HDE | 96" L x 24" P x 87" H Extra heavy-duty |
| 51-M483687 | 51-M483687E | 48" L x 36" P x 87" H |
| 51-M603687 | 51-M603687E | 60" L x 36" P x 87" H |
| 51-M603687HD | 51-M603687HDE | 60" L x 36" P x 87" H Extra heavy-duty |
| 51-M723687 | 51-M723687E | 72" L x 36" P x 87" H |
| 51-M723687HD | 51-M723687HDE | 72" L x 36" P x 87" H Extra heavy-duty |
| 51-M963687HD | 51-M963687HDE | 96" L x 36" P x 87" H Extra heavy-duty |
| 51-M484887 | 51-M484887E | 48" L x 48" P x 87" H |
| 51-M604887HD | 51-M604887HDE | 60" L x 48" P x 87" H Extra heavy-duty |
| 51-M724887HD | 51-M724887HDE | 72" L x 48" P x 87" H Extra heavy-duty |
| 51-M964887HD | 51-M964887HDE | 96" L x 48" P x 87" H Extra heavy-duty |

Contact Us for other or personalized configuration

SHELVING SYSTEM › Mini-racking system

> Mini-racking system - Tire rack



Mini-Racking AGF - Tire rack

- ◆ Configurations available in widths of 60" or 72", depths of 15" and height of 87";
- ◆ Includes posts, braces and hardware;
- ◆ Includes 3 pairs (6) beams with hardware per rack kit;
- ◆ Capacity of 400 lb by level.

| MODEL | DESCRIPTION | WEIGHT |
|------------|--|--------|
| 51-T601587 | Tire rack single 60" W x 15" D x 87" H | 101 |
| 51-T721587 | Tire rack single 72" W x 15" D x 87" H | 111 |
| 51-T604887 | Tire rack double 60" W x 48" D x 87" H | 210 |
| 51-T724887 | Tire rack double 72" W x 48" D x 87" H | 230 |


> Mini-racking system - Components

Configure your own AGF Mini-racking system to meet your specific warehousing and storage needs.

Post



Side Brace



Cross beam



50-PN



50-PS



50-PS16



POSTS

| MODEL | DESCRIPTION | WEIGHT |
|--------|-------------|--------|
| 50-P51 | Post 51" H | 7 |
| 50-P75 | Post 75" H | 10 |

SIDE BRACES

| MODEL | DESCRIPTION | WEIGHT |
|---------|-------------|--------|
| 50-EL15 | Kit (2) 15" | 1.5 |
| 50-EL18 | Kit (2) 18" | 2 |
| 50-EL24 | Kit (2) 24" | 2.6 |

BEAMS

| MODEL | DESCRIPTION | WEIGHT |
|--------|-------------|--------|
| 51-B48 | Kit (2) 48" | 11.75 |
| 51-B60 | Kit (2) 60" | 15.5 |
| 51-B72 | Kit (2) 72" | 17 |

CROSS BEAM

| MODEL | DESCRIPTION | WEIGHT |
|---------|----------------|--------|
| 50-TP18 | Cross beam 18" | 1.5 |
| 50-TP24 | Cross beam 24" | 2 |

STEEL DECK

| MODEL | DESCRIPTION | WEIGHT |
|----------|---------------|--------|
| 51-T1224 | 12" W x 24" D | 5.5 |
| 51-T1236 | 12" W x 36" D | 9 |
| 51-T1248 | 12" W x 48" D | 12 |

STEEL WIRED DECK

| MODEL | DESCRIPTION | WEIGHT |
|-------|--------------------|--------|
| | Please, contact us | NA |

ACCESSORIES

| MODEL | DESCRIPTION | WEIGHT |
|-------|---------------------|--------|
| 50-PS | Floor anchor plate | 0.3 |
| 50-PN | Leveling Glides (2) | 1 |

| MODEL | DESCRIPTION | WEIGHT |
|--------|-------------|--------|
| 50-P87 | Post 87" H | 11 |
| 50-P99 | Post 99" H | 13 |

| MODEL | DESCRIPTION | WEIGHT |
|---------|--------------------|--------|
| 50-EL15 | Kit (2) 36" | 5 |
| 50-EL36 | Kit (2) 48" | 7 |
| 50-ER18 | Connecting kit (4) | 7.3 |

| MODEL | DESCRIPTION | WEIGHT |
|----------|------------------------|--------|
| 51-B60HD | Kit (2) 60" Heavy duty | 17 |
| 51-B72HD | Kit (2) 72" Heavy duty | 20 |
| 51-B96HD | Kit (2) 96" Heavy duty | 27 |

| MODEL | DESCRIPTION | WEIGHT |
|---------|----------------|--------|
| 50-TP36 | Cross beam 36" | 3 |
| 50-TP48 | Cross beam 48" | 4 |

| MODEL | DESCRIPTION | WEIGHT |
|----------|---------------|--------|
| 51-T2424 | 24" W x 24" D | 9 |
| 51-T2436 | 24" W x 36" D | 14 |
| 51-T2448 | 24" W x 48" D | 19 |

WOOD DECK

| MODEL | DESCRIPTION | WEIGHT |
|-------|--------------------|--------|
| | Please, contact us | NA |

| MODEL | DESCRIPTION | WEIGHT |
|---------|-----------------|--------|
| 50-PS12 | Shim plate 12Ga | 0.2 |
| 50-PS16 | Shim plate 16Ga | 0.1 |

Contact Us for other or personalized configuration

SHELVING SYSTEM › Bank of drawers

> Bank of drawers 24" H for shelving system



Available with drawers only or within a closed AGF shelving system, available in widths of 36" or 48" and 24" deep.

Preconfigured models 24" H - Configuration #1

- ◆ 2x 3" drawer (200 lb) with 24 compartments (36" W) or 32 compartments (48" W)
- ◆ 3x 4" drawer (200 lb) with 24 compartments (36" W) or 32 compartments (48" W)
- ◆ 1x 6" drawer (440 lb) with 12 compartments (36" W) or 16 compartments (48" W)

| MODEL | DESCRIPTION |
|--------------|--|
| CE-3624-01 | 36" W X 24" D X 24" H with 6 drawers #1 |
| CE-4824-01 | 48" W X 24" D X 24" H with 6 drawers #1 |
| 51-362475-01 | Shelving 36" W X 24" D X 75" H with bank of 6 drawers #1 |
| 51-482487-01 | Shelving 48" W X 24" D X 87" H with bank of 6 drawers #1 |

Preconfigured models 24" H - Configuration #2

- ◆ 3x 4" drawer (200 lb) with 24 compartments (36" W) or 32 compartments (48" W)
- ◆ 2x 6" drawer (400 lb) with 12 compartments (36" W) or 16 compartments (48" W)

| MODEL | DESCRIPTION |
|--------------|--|
| CE-3624-02 | 36" W X 24" D X 24" H with 5 drawers #2 |
| CE-4824-02 | 48" W X 24" D X 24" H with 5 drawers #2 |
| 51-362475-02 | Shelving 36" W X 24" D X 75" H with bank of 5 drawers #2 |
| 51-482487-02 | Shelving 48" W X 24" D X 87" H with bank of 5 drawers #2 |

> Bank of drawers 36" H for shelving system



Available with drawers only or within a closed AGF shelving system, available in widths of 36" or 48" and 24" deep.

Preconfigured models 36" H - Configuration #1

- ◆ 2x 3" drawer (200 lb) with 24 compartments (36" W) or 32 compartments (48" W)
- ◆ 3x 4" drawer (200 lb) with 24 compartments (36" W) or 32 compartments (48" W)
- ◆ 3x 6" drawer (440 lb) with 12 compartments (36" W) or 16 compartments (48" W)

| MODEL | DESCRIPTION |
|--------------|--|
| CE-3636-01 | 36" W X 24" D X 36" H with 8 tiroirs |
| CE-4836-01 | 48" W X 24" D X 36" H with 8 tiroirs |
| 51-363675-01 | Shelving 36" W X 24" D X 75" H with bank of 8 drawers #1 |
| 51-483687-01 | Shelving 48" W X 24" D X 87" H with bank of 8 drawers #1 |

Preconfigured models 36" H - Configuration #2

- ◆ 3x 4" drawer (200 lb) with 24 compartments (36" W) or 32 compartments (48" W)
- ◆ 4x 6" drawer (440 lb) with 12 compartments (36" W) or 16 compartments (48" W)

| MODEL | DESCRIPTION |
|--------------|--|
| CE-3636-02 | 36" W X 36" D X 24" H with 7 drawers #2 |
| CE-4836-02 | 48" W X 36" D X 24" H with 7 drawers #2 |
| 51-363675-02 | Shelving 36" W X 36" D X 75" H with bank of 7 drawers #2 |
| 51-483687-02 | Shelving 48" W X 36" D X 87" H with bank of 7 drawers #2 |

Contact Us for other or personalized configuration

SHELVING SYSTEM › Bank of drawer

> Bank of drawers 48" H for shelving system

Available with drawers only or within a closed AGF shelving system, available in widths of 36" or 48" and 24" deep.

Preconfigured models 48" H - Configuration #1

- ◆ 6x 4" drawer (200 lb) with 24 compartments (36" W) or 32 compartments (48" W)
- ◆ 4x 6" drawer (440 lb) with 12 compartments (36" W) or 16 compartments (48" W)

| MODEL | DESCRIPTION |
|--------------|---|
| CE-3648-01 | 36" W X 24" D X 24" H with 10 drawers #1 |
| CE-4848-01 | 48" W X 24" D X 24" H with 10 drawers #1 |
| 51-364875-01 | Shelving 36" W X 24" D X 75" H with bank of 10 drawers #1 |
| 51-484887-01 | Shelving 48" W X 24" D X 87" H with bank of 10 drawers #1 |

Preconfigured models 48" H - Configuration #2

- ◆ 8x 6" drawer (400 lb) with 12 compartments (36" W) or 16 compartments (48" W)

| MODEL | DESCRIPTION |
|--------------|--|
| CE-3624-02 | 36" W X 24" D X 24" H with 8 drawers #2 |
| CE-4824-02 | 48" W X 24" D X 24" H with 8 drawers #2 |
| 51-362475-02 | Shelving 36" W X 24" D X 75" H with bank of 8 drawers #2 |
| 51-482487-02 | Shelving 48" W X 24" D X 87" H with bank of 8 drawers #2 |

> Bank of drawers - Option



Key locking kit

- ◆ key locking kit including two (2) keys
- ◆ Allows the opening of one drawer at a time;
- ◆ Including adjusted shelf and hardware;
- ◆ Available only for bank of drawers 48" height.

| MODEL | DESCRIPTION | WEIGHT |
|-------|--|--------|
| SC36 | Key lock kit for bank of drawers 36" W | 41 |
| SC48 | Key lock kit for bank of drawers 48" W | 48 |

Bank of drawers security kit

- ◆ Allows the opening of one drawer at a time;
- ◆ Available only for bank of drawers 48" height.

| MODEL | DESCRIPTION | WEIGHT |
|-------|--|--------|
| SP36 | One drawer kit for bank of drawers 36" W | 41 |
| SP48 | One drawer kit for bank of drawers 48" W | 49 |

Digital locking kit

- ◆ Digital locking kit with 4 digits combination;
- ◆ Allows the opening of one drawer at a time;
- ◆ Including adjusted shelf and hardware;
- ◆ Available only for bank of drawers 48" height.


| MODEL | DESCRIPTION | WEIGHT |
|-------|--|--------|
| SN36 | Digital lock kit for bank of drawers 36" W | 41 |
| SN48 | Digital lock kit for bank of drawers 48" W | 48 |

AGF bank of drawers integrates with existing shelving systems such as Metalware, Rousseau, Dixie, Space Saver. Contact us for more information.


Contact Us for other or personalized configuration



> Product Family



> Choice of Colors



Caster-Rack.com
 902-468-1880 / Toll Free 1-800-565-1880
 20A Margate Dr., Halifax, NS, B3P 1N6
 email: sales@caster-rack.com