

Caster-Rack

Systems Ltd.



B R O M E

CABINETS



Proudly Distributed In Atlantic Canada

by

Caster-Rack Systems Ltd.

Ph: 902-468-1880

Toll Free 1-800-565-1880

www.caster-rack.com



STORAGE CABINETS › CF17 series

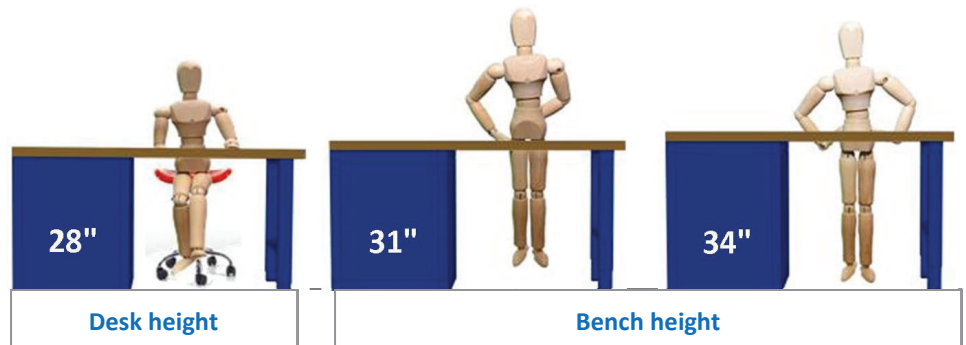
> Modular Cabinet CF17 Series

High end CF17 series modular cabinets manufactured by AGF-Brome are specially designed to meet the needs of the commercial, industrial and institutional markets.



The cabinet CF17 series offers an incredible choice of configurations with its vast array of dimensions:

- ◆ 5 different widths (18", 24", 30", 36" and 48");
- ◆ 3 different heights (28", 31" and 34");
- ◆ 2 different depths (22" and 28");
- ◆ 4 different drawer heights (3", 6", 9" and 12");
- ◆ Drawer capacity of 120 or 240 lb;
- ◆ 6 different work surface options: Painted high-grade steel, laminated wood, Wood-filled painted steel top, Stainless steel, wood-filled Stainless steel, painted steel with rubber mat on top.




LIFETIME WARRANTY



- AGF Brome offers a Lifetime Warranty on their drawer rolling mechanism with load capacity of 120 or 240 lb.

PARTITIONS & DIVIDERS



- The Partitions and dividers divide the drawers into rows and compartments to maximize the cubic storage capacity.

OPTIONAL LOCK



- Optional Keyed-Locks are available if needed with Keyed-alike or different key locking mechanism.

STORAGE CABINETS › CF17 serie

> Modular Cabinet CF 17 Series: Preconfigured Models

P1 CONFIGURATION



CABINET CF17 - 28" high - P1 configuration

- ◆ 1 door 24" H (18", 24" & 30" high) OR 2 doors 24" H (36" & 48" wide).

	18" WIDE	24" WIDE	30" WIDE	36" WIDE	48" WIDE
22" D	CF17-182228P1	CF17-242228P1	CF17-302228P1	CF17-362228P1	CF17-482228P1
28" D	CF17-182828P1	CF17-242828P1	CF17-302828P1	CF17-362828P1	CF17-482828P1

P2 CONFIGURATION



CABINET CF17 - 28" high - P2 configuration

- ◆ 2 doors 12" H (18", 24" & 30" high) or 4 doors 12" H (36" & 48" wide).

	18" WIDE	24" WIDE	30" WIDE	36" WIDE	48" WIDE
22" D	CF17-182228P2	CF17-242228P2	CF17-302228P2	CF17-362228P2	CF17-482228P2
28" D	CF17-182828P2	CF17-242828P2	CF17-302828P2	CF17-362828P2	CF17-482828P2

P3 CONFIGURATION



CABINET CF17 - 28" high - P3 configuration

- ◆ 2 drawers 6" H;
- ◆ 1 door 12" H (18", 24" & 30" high) or 2 doors 12" H (36" & 48" wide).

	18" WIDE	24" WIDE	30" WIDE	36" WIDE	48" WIDE
22" D	CF17-182228P3	CF17-242228P3	CF17-302228P3	CF17-362228P3	CF17-482228P3
28" D	CF17-182828P3	CF17-242828P3	CF17-302828P3	CF17-362828P3	CF17-482828P3

P4 CONFIGURATION



CABINET CF17 - 28" high - P4 configuration

- ◆ 2 drawers 6" H;
- ◆ 1 drawer 12" H.

	18" WIDE	24" WIDE	30" WIDE	36" WIDE	48" WIDE
22" D	CF17-182228P4	CF17-242228P4	CF17-302228P4	CF17-362228P4	CF17-482228P4
28" D	CF17-182828P4	CF17-242828P4	CF17-302828P4	CF17-362828P4	CF17-482828P4

P5 CONFIGURATION



CABINET CF17 - 28" high - P5 configuration

- ◆ 4 drawers 6" H.

	18" WIDE	24" WIDE	30" WIDE	36" WIDE	48" WIDE
22" D	CF17-182228P5	CF17-242228P5	CF17-302228P5	CF17-362228P5	CF17-482228P5
28" D	CF17-182828P5	CF17-242828P5	CF17-302828P5	CF17-362828P5	CF17-482828P5

P6 CONFIGURATION



CABINET CF17 - 28" high - P6 configuration

- ◆ 2 drawers 3" H;
- ◆ 1 drawer 6" H;
- ◆ 1 drawer 12" H.

	18" WIDE	24" WIDE	30" WIDE	36" WIDE	48" WIDE
22" D	CF17-182228P6	CF17-242228P6	CF17-302228P6	CF17-362228P6	CF17-482228P6
28" D	CF17-182828P6	CF17-242828P6	CF17-302828P6	CF17-362828P6	CF17-482828P6

Please contact us for a personalized configuration

STORAGE CABINETS › CF17 series

> Storage Cabinets CF17 series - Preconfigured Models 31" H

Q1 CONFIGURATION



CABINET CF17 - 31" high - Q1 configuration

- ◆ 1 door 27" H (18", 24" & 30" wide) OR 2 doors 27" H (36" & 48" wide).

	18" WIDE"	24" WIDE	30" WIDE	36" WIDE	48" WIDE
22" D	CF17-182231Q1	CF17-242231Q1	CF17-302231Q1	CF17-362231Q1	CF17-482231Q1
28" D	CF17-182831Q1	CF17-242831Q1	CF17-302831Q1	CF17-362831Q1	CF17-482831Q1

Q2 CONFIGURATION



CABINET CF17 - 31" high- Q2 configuration

- ◆ 1 drawer 3" H
- ◆ 1 door 24" H (18", 24" & 30" wide) OR 2 doors 24" H (36" & 48" wide).

	18" WIDE"	24" WIDE	30" WIDE	36" WIDE	48" WIDE
22" D	CF17-182231Q2	CF17-242231Q2	CF17-302231Q2	CF17-362231Q2	CF17-482231Q2
28" D	CF17-182831Q2	CF17-242831Q2	CF17-302831Q2	CF17-362831Q2	CF17-482831Q2

Q3 CONFIGURATION



CABINET CF17 - 31" high- Q3 configuration

- ◆ 1 drawer 3" H
- ◆ 2 drawers 6" H;
- ◆ 1 drawer 12" H

	18" WIDE"	24" WIDE	30" WIDE	36" WIDE	48" WIDE
22" D	CF17-182231Q3	CF17-242231Q3	CF17-302231Q3	CF17-362231Q3	CF17-482231Q3
28" D	CF17-182831Q3	CF17-242831Q3	CF17-302831Q3	CF17-362831Q3	CF17-482831Q3

Q4 CONFIGURATION



CABINET CF17 - 31" high- Q4 configuration

- ◆ 2 drawers 3" H;
- ◆ 2 drawers 6" H;
- ◆ 1 drawer 9" H.

	18" WIDE"	24" WIDE	30" WIDE	36" WIDE	48" WIDE
22" D	CF17-182231Q4	CF17-242231Q4	CF17-302231Q4	CF17-362231Q4	CF17-482231Q4
28" D	CF17-182831Q4	CF17-242831Q4	CF17-302831Q4	CF17-362831Q4	CF17-482831Q4

Q5 CONFIGURATION



CABINET CF17 - 31" high-Q5 configuration

- ◆ 1 drawer 3" H
- ◆ 4 drawers 6" H.

	18" WIDE"	24" WIDE	30" WIDE	36" WIDE	48" WIDE
22" D	CF17-182231Q5	CF17-242231Q5	CF17-302231Q5	CF17-362231Q5	CF17-482231Q5
28" D	CF17-182831Q5	CF17-242831Q5	CF17-302831Q5	CF17-362831Q5	CF17-482831Q5

Load capacity (lb) as per drawer dimensions

DIMENSIONS	18" x 22"	18" x 28"	24" x 22"	24" x 28"	30" x 22"	30" x 28"	36" x 22"	36" x 28"	48" x 22"	48" x 28"
Drawer 3" H	120	120	120	120	120	120	120	120	120	120
Drawer 6" H	120	120	120	120	120	120	240	240	240	240
Drawer 9" H & +	120	120	120	120	240	240	240	240	240	240

Please contact us for a personalized configuration

STORAGE CABINETS › CF17 series

> Storage Cabinets CF17 series - Preconfigured models 34" H

R1 CONFIGURATION



CABINET CF17 - 34" high- R1 configuration

- ◆ 1 door 30" H (18", 24" & 30" wide) OR 2 doors 30" H (36" & 48" wide).

	18" WIDE"	24" WIDE	30" WIDE	36" WIDE	48" WIDE
22" D	CF17-182234R1	CF17-242234R1	CF17-302234R1	CF17-362234R1	CF17-482234R1
28" D	CF17-182834R1	CF17-242834R1	CF17-302834R1	CF17-362834R1	CF17-482834R1

R2 CONFIGURATION



CABINET CF17 - 34" high- R2 configuration

- ◆ 1 drawer 6" H;
- ◆ 1 door 24" H (18", 24" & 30" wide) OR 2 doors 24" H (36" & 48" wide).

	18" WIDE"	24" WIDE	30" WIDE	36" WIDE	48" WIDE
22" D	CF17-182234R2	CF17-242234R2	CF17-302234R2	CF17-362234R2	CF17-482234R2
28" D	CF17-182834R2	CF17-242834R2	CF17-302834R2	CF17-362834R2	CF17-482834R2

R3 CONFIGURATION



CABINET CF17 - 34" high- R3 configuration

- ◆ 2 drawers de 3" H;
- ◆ 2 drawers 6" H;
- ◆ 1 drawer 12" H

	18" WIDE"	24" WIDE	30" WIDE	36" WIDE	48" WIDE
22" D	CF17-182234R3	CF17-242234R3	CF17-302234R3	CF17-362234R3	CF17-482234R3
28" D	CF17-182834R3	CF17-242834R3	CF17-302834R3	CF17-362834R3	CF17-482834R3

R4 CONFIGURATION



CABINET CF17 - 34" high- R4 configuration

- ◆ 3 drawers 3" H;
- ◆ 2 drawers 6" H;
- ◆ 1 drawer 9" H.

	18" WIDE"	24" WIDE	30" WIDE	36" WIDE	48" WIDE
22" D	CF17-182234R4	CF17-242234R4	CF17-302234R4	CF17-362234R4	CF17-482234R4
28" D	CF17-182834R4	CF17-242834R4	CF17-302834R4	CF17-362834R4	CF17-482834R4

R5 CONFIGURATION



CABINET CF17 - 34" high-R5 configuration R5

- ◆ 5 drawers 6" H.

	18" WIDE"	24" WIDE	30" WIDE	36" WIDE	48" WIDE
22" D	CF17-182234R5	CF17-242234R5	CF17-302234R5	CF17-362234R5	CF17-482234R5
28" D	CF17-182834R5	CF17-242834R5	CF17-302834R5	CF17-362834R5	CF17-482834R5

Please contact us for a personalized configuration

STORAGE CABINETS › CF27 Series

> Storage Cabinets CF27 Series

Extra-sturdy CF27 cabinets are specially manufactured to meet the needs of the commercial, industrial and institutional markets.

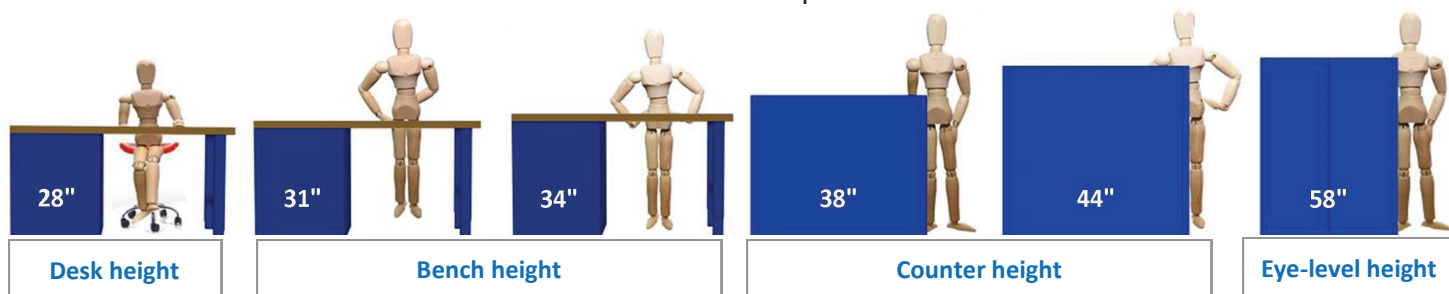


The cabinet CF27 series offers an incredible choice of configurations with its vast array of dimensions:


- ◆ 5 different widths (18", 24", 30", 36", 48" and 60");
- ◆ 7 different heights (22", 28", 31", 34", 38", 44" and 58");
- ◆ 2 different depths (24" and 28");
- ◆ 9 different drawer heights (3", 4", 5", 6", 7", 8", 9", 10" & 12");
- ◆ 200 OR 440 lb load capacity per drawer;
- ◆ 5 different work surface options: Painted high-grade steel, laminated wood, Wood-filled painted steel top, Stainless steel, wood-filled Stainless steel, painted steel with rubber mat on top.

The preconfigured models include:

- ◆ A 2-inch high forklift relocation base;
- ◆ A digital lock coupled with the One-Drawer-At-A-Time opening safety mechanism;
- ◆ The partitions and dividers into each drawer according to the compartment chart.




LIFETIME WARRANTY



- AGF Brome offers a Lifetime Warranty on all their drawer rolling mechanisms with load capacity of 200 & 440 lb.

PARTITIONS & DIVISEURS



- The partitions and dividers divide the drawers into rows and compartments to maximize the cubic storage capacity.

OPTIONAL LOCK



- The digital locking mechanism is coupled with the One-Drawer-At-A-Time opening safety mechanism.

STORAGE CABINETS › CF27 Series

> Cabinets CF27 Series - Preconfigured models 33" H

A1 CONFIGURATION - 6 drawers



CABINET CF27 - 33" high - A1 Configuration

- ◆ 2 drawers 3" H with partitions & dividers;
- ◆ 1 drawer 4" H with partitions & dividers;
- ◆ 3 drawers 6" H with partitions and dividers.

	24" WIDE	30" WIDE	36" WIDE	48" WIDE	60" WIDE
24" D	CF27-242431A1	CF27-302431A1	CF27-362431A1	CF27-482431A1	CF27-602431A1
28" D	CF27-242831A1	CF27-302831A1	CF27-362831A1	CF27-482831A1	CF27-602831A1

A2 CONFIGURATION - 6 drawers



CABINET CF27 - 33" high- A2 Configuration

- ◆ 1 drawer 3" H with partitions & dividers;
- ◆ 4 drawers 4" H with partitions & dividers
- ◆ 1 drawer 9" H with partitions & dividers.

	24" WIDE	30" WIDE	36" WIDE	48" WIDE	60" WIDE
24" D	CF27-242431A2	CF27-302431A2	CF27-362431A2	CF27-482431A2	CF27-602431A2
28" D	CF27-242831A2	CF27-302831A2	CF27-362831A2	CF27-482831A2	CF27-602831A2

A3 CONFIGURATION - 5 Drawers



CABINET CF27 - 33" high - A3 Configuration

- ◆ 1 drawer 3" H with partitions & dividers;
- ◆ 1 drawer 4" H with partitions & dividers;
- ◆ 2 drawers 6" H with partitions & dividers;
- ◆ 1 drawer 9" H with partitions & dividers.

	24" WIDE	30" WIDE	36" WIDE	48" WIDE	60" WIDE
24" D	CF27-242431A3	CF27-302431A3	CF27-362431A3	CF27-482431A3	CF27-602431A3
28" D	CF27-242831A3	CF27-302831A3	CF27-362831A3	CF27-482831A3	CF27-602831A3

Compartment chart according to drawer dimensions

DIMENSIONS	24" x 24"	24" x 28"	30" x 24"	30" x 28"	36" x 24"	36" x 28"	48" x 24"	48" x 28"	60" x 24"	60" x 28"
Drawer 3" to 5" H	12	12	18	18	24	24	32	32	48	48
Drawer 6" to 8" H	9	9	9	9	12	12	16	16	24	24
Drawer 9" H & +	4	4	6	6	6	6	8	8	12	12

Load capacity (lb) as per drawer dimensions

DIMENSIONS	24" x 24"	24" x 28"	30" x 24"	30" x 28"	36" x 24"	36" x 28"	48" x 24"	48" x 28"	60" x 24"	60" x 28"
Drawer 3" to 5" H	200	400	200	400	200	400	200	400	200	400
Drawer 6" to 8" H	200	400	200	400	200	400	400	400	400	400
Drawer 9" H & +	200	400	200	400	400	400	400	400	400	400

Please contact us for a personalized configuration

STORAGE CABINETS › CF27 Series

> Cabinets CF27 Series - Preconfigured models 40" H

B1 CONFIGURATION - 8 Drawers



CABINET CF27 - 40" high– B1 configuration

- ◆ Includes 2" high forklift relocation bases with front access;
- ◆ 3 drawers 3" H with partitions & dividers;
- ◆ 2 drawers 4" H with partitions & dividers;
- ◆ 3 drawers 6" H with partitions & dividers..

	24" WIDE	30" WIDE	36" WIDE	48" WIDE	60" WIDE
24" D	CF27-242440B1	CF27-302440B1	CF27-362440B1	CF27-482440B1	CF27-602440B1
28" D	CF27-242840B1	CF27-302840B1	CF27-362840B1	CF27-482840B1	CF27-602840B1

B2 CONFIGURATION - 7 Drawers



CABINET CF27 - 40" high- Configuration B2

- ◆ Includes 2" high forklift relocation bases with front access;
- ◆ 2 drawers 3" H with partitions & dividers
- ◆ 2 drawers 4" H with partitions & dividers;
- ◆ 2 drawers 6" H with partitions & dividers;
- ◆ 1 drawer 9" H with partitions & dividers.

	24" WIDE	30" WIDE	36" WIDE	48" WIDE	60" WIDE
24" D	CF27-242440B2	CF27-302440B2	CF27-362440B2	CF27-482440B2	CF27-602440B2
28" D	CF27-242840B2	CF27-302840B2	CF27-362840B2	CF27-482840B2	CF27-602840B2

B3 CONFIGURATION - 9 Drawers



CABINET CF27 - 40" high- Configuration B3

- ◆ Includes 2" high forklift relocation bases with front access;
- ◆ 1 drawer 3" H with partitions & dividers;
- ◆ 8 drawers 4" H with partitions & dividers.

	24" WIDE	30" WIDE	36" WIDE	48" WIDE	60" WIDE
24" D	CF27-242440B3	CF27-302440B3	CF27-362440B3	CF27-482440B3	CF27-602440B3
28" D	CF27-242840B3	CF27-302840B3	CF27-362840B3	CF27-482840B3	CF27-602840B3

B4 CONFIGURATION - 6 Drawers



CABINET CF27 - 40" high- Configuration B4

- ◆ Includes a 2" high forklift relocation base with front access;
- ◆ 1 drawer 5" H with partitions & dividers;
- ◆ 5 drawers 6" H with partitions & dividers.

	24" WIDE	30" WIDE	36" WIDE	48" WIDE	60" WIDE
24" D	CF27-242440B4	CF27-302440B4	CF27-362440B4	CF27-482440B4	CF27-602440B4
28" D	CF27-242840B4	CF27-302840B4	CF27-362840B4	CF27-482840B4	CF27-602840B4

Please contact us for a personalized configuration

STORAGE CABINETS › CF17 Series

> Modular Cabinet CF27 Series - Preconfigured models 60" D

C1 CONFIGURATION - 12 Drawers



CABINET CF27 - 60" high- C1 onfiguration

- ◆ 4 drawers 3" H with partitions & dividers;
- ◆ 4 drawers 4" H with partitions & dividers
- ◆ 3 drawers 6" H with partitions and dividers;
- ◆ 1 drawer 9" H with partitions & dividers.

	24" WIDE	30" WIDE	36" WIDE	48" WIDE	60" WIDE
24" D	CF27-242460C1	CF27-302460C1	CF27-362460C1	CF27-482460C1	CF27-602460C1
28" D	CF27-242860C1	CF27-302860C1	CF27-362860C1	CF27-482860C1	CF27-602860C1

C2 CONFIGURATION - 14 Drawers



CABINET CF27 - 60" high- C2 onfiguration

- ◆ 1 drawer 3" H with partitions & dividers;
- ◆ 13 drawers 4" H with partitions & dividers.

	24" WIDE	30" WIDE	36" WIDE	48" WIDE	60" WIDE
24" D	CF27-242460C2	CF27-302460C2	CF27-362460C2	CF27-482460C2	CF27-602460C2
28" D	CF27-242860C2	CF27-302860C2	CF27-362860C2	CF27-482860C2	CF27-602860C2

C3 CONFIGURATION - 9 Drawers



CABINET CF27 - 60" high- C3 configuration

- ◆ 2 drawers 3" H with partitions & dividers
- ◆ 1 drawer 4" H with partitions & dividers;
- ◆ 3 drawers 6" H with partitions and dividers;
- ◆ 3 drawers 9" H with partitions & dividers.

	24" WIDE	30" WIDE	36" WIDE	48" WIDE	60" WIDE
24" D	CF27-242460C3	CF27-302460C3	CF27-362460C3	CF27-482460C3	CF27-602460C3
28" D	CF27-242860C3	CF27-302860C3	CF27-362860C3	CF27-482860C3	CF27-602860C3

C4 CONFIGURATION - 9 Drawers



CABINET CF27 - 60" high- C4 configuration

- ◆ 8 drawers 6" H with partitions & dividers;
- ◆ 1 drawer 7" H with partitions & dividers.

	24" WIDE	30" WIDE	36" WIDE	48" WIDE	60" WIDE
24" D	CF27-242460C4	CF27-302460C4	CF27-362460C4	CF27-482460C4	CF27-602460C4
28" D	CF27-242860C4	CF27-302860C4	CF27-362860C4	CF27-482860C4	CF27-602860C4

Please contact us for a personalized configuration

> Mobile Cabinets CM17 Series

These industrial-grade mobile cabinets CM17 series are designed and manufactured to adapt to the commercial, industrial and institutional market needs.



The CM17 series cabinet is available in many different configurations:

- ◆ 4 different widths (24", 30", 36" & 48");
- ◆ 4 different heights (28", 31", 34" & 37");
- ◆ 2 different depths (22" & 28");
- ◆ 4 different drawer heights (3", 6", 9" & 12");
- ◆ Drawers with load capacities of 120 or 240 lb;
- ◆ Each comes with a removable rubber mat on the steel top.



CM17 Series Mobile Cabinet- 6-drawer model

- ◆ **Configuration K1**
 - 3 drawers 3" H;
 - 2 drawers 6" H;
 - 1 drawer 9" H.

MODEL	DIMENSIONS (WITH CASTERS ON)
CM17-302434K1	30" W x 22" D x 41,5" H
CM17-302834K1	30" W x 28" D x 41,5" H
CM17-362434K1	36" W x 22" D x 41,5" H
CM17-362834K1	36" W x 28" D x 41,5" H
CM17-482434K1	48" W x 22" D x 41,5" H
CM17-482834K1	48" W x 28" D x 41,5" H



CM17 Series Mobile Cabinet - 8-drawer model
Configuration K2

- 6 drawers 3" H;
- 1 drawer 6" H;
- 1 drawer 9" H.

MODEL	DIMENSIONS (WITH CASTERS ON)
CM17-302237K2	30" W x 22" D x 44,5" H
CM17-302837K2	30" W x 28" D x 44,5" H
CM17-362237K2	36" W x 22" D x 44,5" H
CM17-362837K2	36" W x 28" D x 44,5" H
CM17-482237K2	36" W x 22" D x 44,5" H
CM17-482837K2	36" W x 28" D x 44,5" H

Please contact us for a personalized configuration

STORAGE CABINETS › Mobile Cabinets CM17 Series

> Mobile Cabinets CM17 Series



CM17 Series Mobile Cabinet- 8-drawer model

◆ Configuration K3

- 3 drawers 3" H;
- 3 drawers 6" H;
- 2 drawers 9" H.

MODEL	DIMENSIONS (WITH CASTERS ON)
CM17-362234K3	36" W x 22" D x 41,5" H
CM17-362834F3	36" W x 28" D x 41,5" H
CM17-482234K3	48" W x 22" D x 41,5" H
CM17-482834F3	48" W x 28" D x 41,5" H
CM17-602234K3	60" W x 22" D x 41,5" H
CM17-602834F3	60" W x 28" D x 41,5" H



CM17 Series Mobile Cabinet - 9-drawer model

◆ Configuration K4

- 2 drawers 3" H;
- 6 drawers 6" H;
- 1 drawer 9" H.

MODEL	DIMENSIONS (WITH CASTERS ON)
CM17-362234K4	36" W x 22" D x 41,5" H
CM17-362834K4	36" W x 28" D x 41,5" H
CM17-482234K4	48" W x 22" D x 41,5" H
CM17-482834K4	48" W x 28" D x 41,5" H
CM17-602234K4	60" W x 22" D x 41,5" H
CM17-602834K4	60" W x 28" D x 41,5" H



CM17 Series Mobile Cabinet - 10-drawer model

◆ Configuration K5

- 6 drawers 3" H;
- 2 drawers 6" H;
- 1 drawer 9" H;
- 1 drawer 12".

MODEL	DIMENSIONS (WITH CASTERS ON)
CM17-362234K5	36" W x 22" D x 41,5" H
CM17-362834K5	36" W x 28" D x 41,5" H
CM17-482234K5	48" W x 22" D x 41,5" H
CM17-482834K5	48" W x 28" D x 41,5" H
CM17-602234K5	60" W x 22" D x 41,5" H
CM17-602834K5	60" W x 28" D x 41,5" H

STORAGE CABINETS › Mobile Cabinets CM27 Series

> Mobile Cabinets CM27 Series

The Extra Heavy-Duty CM27 series mobile cabinets are specially designed and made for rigorous use of our customers in commercial, industrial and institutional markets.

The AGF-Brome CM27 Series mobile cabinets are available in many different configurations:

- ◆ 4 different widths (36", 48", 60" & 72");
- ◆ 2 different heights (34" & 37");
- ◆ 2 different depths (24" & 28");
- ◆ 9 different drawer heights (3", 4", 5", 6", 7", 8", 9", 10" & 12");
- ◆ Drawer load capacities of 200 or 440 lb;
- ◆ All drawers are provided with a protective liner;
- ◆ Painted steel top with removable protective rubber mat included.



CM27 Series Mobile Cabinet - 7-drawer model

◆ F1 Configuration

- 2 drawers 3" H, 3 drawers 4" H;
- 1 drawer 6" H, 1 drawer 7" H.

MODEL	DIMENSIONS (WITH CASTERS ON)
CM27-302434F1	30" W x 24" D x 41,5" H
CM27-302834F1	30" W x 28" D x 41,5" H
CM27-362434F1	36" W x 24" D x 41,5" H
CM27-362834F1	36" W x 28" D x 41,5" H

CM27 Series Mobile Cabinet - 8-drawer model

◆ F2 Configuration

- 3 drawers 3" H, 3 drawers 4" H;
- 1 drawer 6" H, 1 drawer 7" H.

MODEL	DIMENSIONS (WITH CASTERS ON)
CM27-302437F2	30" W x 24" D x 44,5" H
CM27-302837F2	30" W x 28" D x 44,5" H
CM27-362437F2	36" W x 24" D x 44,5" H
CM27-362837F2	36" W x 28" D x 44,5" H

Please contact us for a personalized configuration

STORAGE CABINETS › Mobile Cabinets CM27 Series

> Mobile Cabinets CM27 Series



CM27 Series Mobile Cabinet– 10-drawer model

♦ F3 Configuration

- 6 drawers 3" H, 2 drawers 4" H;
- 1 drawer 6" H, 1 drawer 8";

MODEL	DIMENSIONS (WITH CASTERS ON)
CM27-482434F3	48" W x 24" D x 41,5" H
CM27-482834F3	48" W x 28" D x 41,5" H
CM27-602434F3	60" W x 24" D x 41,5" H
CM27-602834F3	60" W x 28" D x 41,5" H



CM27 Series Mobile Cabinet - 13-drawer model

♦ F4 Configuration

- 9 drawers 3" H, 1 drawer 4" H;
- 1 drawer 6" H, 1 drawer 9";

MODEL	DIMENSIONS (WITH CASTERS ON)
CM27-482437F4	48" W x 24" D x 44,5" H
CM27-482837F4	48" W x 28" D x 44,5" H
CM27-602437F4	60" W x 24" D x 44,5" H
CM27-602837F4	60" W x 28" D x 44,5" H



CM27 Series Mobile Cabinet - 19 –drawer model

♦ F5 Configuration

- 13 drawers 3" H, 1 drawer 4" H;
- 2 drawers 6" H, 1 drawer 7";
- 1 drawer 9"; 1 drawer 12" H

MODEL	DIMENSIONS (WITH CASTERS ON)
CM27-722434F5	72" W x 24" D x 41,5" H
CM27-722834F5	72" W x 28" D x 41,5" H



CM27 Series Mobile Cabinet - 22-drawer model

♦ F6 Configuration

- 16 drawers 3" H, 2 drawers 4" H;
- 1 drawer 6" H, 2 drawers 9";

MODEL	DIMENSIONS (WITH CASTERS ON)
CM27-722437F6	72" W x 24" D x 44,5" H
CM27-722837F6	72" W x 28" D x 44,5" H

STORAGE CABINETS › Modular cabinet options

> Drawer Partitions—17 & 27 Series


DRAWER PARTITIONS - 17 SERIES

- ◆ The partitions and dividers are both made of galvanized steel;
- ◆ The partitions divide drawers into rows and can be secured into place with screws;
- ◆ Partitions are inserted into slots onto the support brackets part of the Support Kit;
- ◆ The 17 series drawers require a support kit for installation.

Support Kit



Example: 36 x 24 x 4" H drawer divided into 32 compartments



Partition Support Kit—17 Series

Depth	DRAWER HEIGHT			
	3"	6"	9"	12"
24" D drawer	17-KS2403	17-KS2404	17-KS2405	17-KS2406
28" D drawer	17-KS2803	17-KS2804	17-KS2805	17-KS2806

Front to Back Orientation

Depth	DRAWER HEIGHT			
	3"	6"	9"	12"
22" D drawer	17-SD2203	17-SD2206	17-SD2209	17-SD2112
28" D drawer	17-SD2803	17-SD2806	17-SD2809	17-SD2812

Side to Side Orientation

Depth	DRAWER HEIGHT			
	3"	6"	9"	12"
22" D drawer	17-SL2203	17-SL2206	17-SL2209	17-SL2112
28" D drawer	17-SL2803	17-SL2806	17-SL2809	17-SL2812

> Drawer dividers - 27 Series

DRAWER PARTITIONS - 27 SERIES

- ◆ The partitions and dividers are both made of galvanized steel;
- ◆ The partitions divide drawers into rows and can be secured into place with screws;
- ◆ Partitions are inserted into slots on drawers sides;
- ◆ The 27 series drawers do not require any support kit.

Front to Back Orientation

DEPTH	DRAWER HEIGHT					
	3"	4"	5"	6" & 7"	8" & 9"	10" & 12"
24" D drawer	27-SD2403	27-SD2404	27-SD2405	27-SD2406	27-SD2408	27-SD2410
28" D drawer	27-SD2803	27-SD2804	27-SD2805	27-SD2806	27-SD2808	27-SD2810

Side to Side Orientation

WIDTH	DRAWER HEIGHT					
	3"	4"	5"	6" & 7"	8" & 9"	10" & 12"
24"W drawer	27-SL2403	27-SL2404	27-SL2405	27-SL2406	27-SL2408	27-SL2410
30"W drawer	27-SL3003	27-SL3004	27-SL3005	27-SL3006	27-SL3008	27-SL3010
36"W drawer	27-SL3603	27-SL3604	27-SL3605	27-SL3606	27-SL3608	27-SL3610
48"W drawer	27-SL4803	27-SL4804	27-SL4805	27-SL4806	27-SL4808	27-SL4810



Please contact us for a personalized configuration

STORAGE CABINETS › Modular cabinet options

> Drawer dividers - 17 & 27 Series

Drawer dividers for 17 and 27 series

- ◆ The dividers define rows into compartments;
- ◆ They can be bolted in place onto bottom of the drawer with screws, if required;
- ◆ The upper bent part of dividers permit easy and clean labelling of compartments with text or bar codes.

Drawer Dividers



Height	DRAWER HEIGHT					
	3"	4"	5"	6" & 7"	8" & 9"	10" & 12"
3" H drawer	27-D0303	27-D0304	27-D0305	27-D0306	27-D0308	27-D0310
4" H drawer	27-D0403	27-D0404	27-D0405	27-D0406	27-D0408	27-D0410
5" H drawer	27-D0503	27-D0504	27-D0505	27-D0506	27-D0508	27-D0510
6" H drawer	27-D0603	27-D0604	27-D0605	27-D0606	27-D0608	27-D0610
7" H drawer	27-D0703	27-D0704	27-D0705	27-D0706	27-D0708	27-D0710
8" H drawer	27-D0803	27-D0804	27-D0805	27-D0806	27-D0808	27-D0810
9" H drawer	27-D0903	27-D0904	27-D0905	27-D0906	27-D0908	27-D0910
10" H drawer	27-D1003	27-D1004	27-D1005	27-D1006	27-D1008	27-D1010
12" H drawer	27-D1203	27-D1204	27-D1205	27-D1206	27-D1208	27-D1210

> Modular cabinet safety features - 17 & 27 Series

AGF Brome offers many different optional safety features for modular cabinets part of both 17 and 27 Series. Please contact us for more information.



Lock-In Mechanism

- ◆ Is activated by sliding the device with thumb while opening the drawer

AGF Brome ODAT Safety Mechanism

- ◆ The One-Drawer-At-A-Time (ODAT) allows only one drawer to be opened at a time to avoid tilting of cabinet.



AGF Brome Digital Locking Mechanism

- ◆ 4-digit locking mechanism locks all drawers at a time;
- ◆ Locking mechanism is combined with the ODAT safety feature.



AGF Brome Keyed central locking Mechanism

- ◆ Locks all drawers in one key turn;
- ◆ Provided with two keys per lock.

AGF Brome External Locking Bar

- ◆ Secures all drawers with a padlock hasp equipped bar;
- ◆ The locking bar can be screwed in place at any time and is offered in many different models to fit with any drawer bank height.

STORAGE CABINETS › Modular cabinet options

> Modular Cabinet Work Surfaces - 17 & 27 Series



WORK SURFACES FOR CABINETS 17 & 27 SERIES

- ◆ 5 different work surface options: Painted high-grade steel, laminated Wood, Wood-filled painted steel top, Stainless steel, Wood-filled Stainless steel, painted steel with rubber mat on top.
- ◆ Available in 24" OR 30" depths;
- ◆ Available in 18", 24", 30", 36", 48", 60", 72", 84", 96", 108" and 120" lengths to cover any modular cabinet combination.

DIMENSIONS	PAINTED STEEL	LAMINATED WOOD	WOOD-FILLED STEEL	WOOD-FILLED STAINLESS	PAINTED STEEL WT RUBBER MAT
18" W x 24" D	D-AD1824	D-BL1824	D-AB1824	D-IB1824	D-AC1824
18" W x 30" D	D-AD1830	D-BL1830	D-AB1830	D-IB1830	D-AC1830
24" W x 24" D	D-AD2424	D-BL2424	D-AB2424	D-IB2424	D-AC2424
24" W x 30" D	D-AD2430	D-BL2430	D-AB2430	D-IB2430	D-AC2430
30" W x 24" D	D-AD3024	D-BL3024	D-AB3024	D-IB3024	D-AC3024
30" W x 30" D	D-AD3030	D-BL3030	D-AB3030	D-IB3030	D-AC3030
36" W x 24" D	D-AD3624	D-BL3624	D-AB3624	D-IB3624	D-AC3624
36" W x 30" D	D-AD3630	D-BL3630	D-AB3630	D-IB3630	D-AC3630
48" W x 24" D	D-AD4824	D-BL4824	D-AB4824	D-IB4824	D-AC4824
48" W x 30" D	D-AD4830	D-BL4830	D-AB4830	D-IB4830	D-AC4830
60" W x 24" D	D-AD6024	D-BL6024	D-AB6024	D-IB6024	D-AC6024
60" W x 30" D	D-AD6030	D-BL6030	D-AB6030	D-IB6030	D-AC6030
72" W x 24" D	D-AD7224	D-BL7224	D-AB7224	D-IB7224	D-AC7224
72" W x 30" D	D-AD7230	D-BL7230	D-AB7230	D-IB7230	D-AC7230
84" W x 24" D	D-AD8424	D-BL8424	D-AB8424	D-IB8424	D-AC8424
84" W x 30" D	D-AD8430	D-BL8430	D-AB8430	D-IB8430	D-AC8430
96" W x 24" D	D-AD9624	D-BL9624	D-AB9624	D-IB9624	D-AC9624
96" W x 30" D	D-AD9630	D-BL9630	D-AB9630	D-IB9630	D-AC9630
108" W x 24" D	D-AD10824	D-BL10824	D-AB10824	D-IB10824	D-AC10824
108" W x 30" D	D-AD10830	D-BL10830	D-AB10830	D-IB10830	D-AC10830
120" W x 24" D	D-AD12024	D-BL12024	D-AB12024	D-IB12024	D-AC12024
120" W x 30" D	D-AD12030	D-BL12030	D-AB12030	D-IB12030	D-AC12030

> Large selection of colors

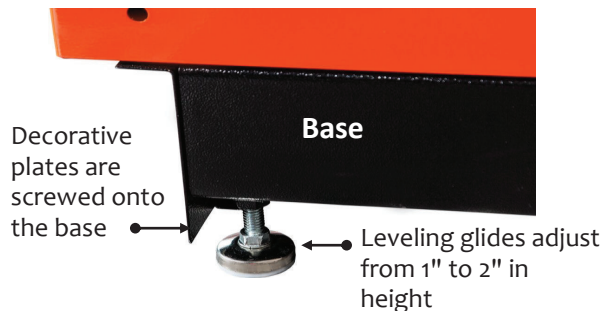


AGF Brome offers the largest selection of colors for a durable finish and personalized look.



STORAGE CABINETS › Modular cabinet options

> Bases & Decorative Plates - 17 & 27 Serie

AGF Brome offers a wide range of cabinet bases which come in a variety of sizes to fit any cabinet combination.



Bases For Decorative Cover Plates

These bases are only available for 18" and 24" wide cabinets. They are available in heights of 2" and 4".

MODEL	DESCRIPTION
CF-BR1822-4	18" D x 22" D x 4" H steel rectangle base
CF-BR1824-4	18" W x 24" D x 4" H steel rectangle base
CF-BR1828-4	18" W x 28" D x 4" H steel rectangle base
CF-BR2422-4	24" W x 22" D x 4" H steel rectangle base
CF-BR2424-4	24" W x 24" D x 4" H steel rectangle base
CF-BR2428-4	24" W x 28" D x 4" H steel rectangle base

The Forklift Relocation Bases

Specially designed for easy relocation with the help of a forklift truck. They come in pair (left and right sides of cabinet).

MODEL	DESCRIPTION
CF-BD22	Pair (2) 2" H & 22" D base
CF-BD24	Pair (2) 2" H & 24" D base
CF-BD28	Pair (2) 2" H & 28" D base

The Leveling Glide Bases

Specially designed to receive the leveling glides that adjust from 1" to 2" in height for perfect leveling . Come in pair, leveling glides included.

MODEL	DESCRIPTION
CF-BA22	Pair of bases (2) 3" H & 22" D, 4 leveling glides included
CF-BA24	Pair of bases (2) 3" H & 22" D, 4 leveling glides included
CF-BA28	Pair of bases (2) 3" H & 22" D, 4 leveling glides included

The Decorative Cover Plates

They are pre-drilled and screwed onto the bases for Cover Plates . Available in painted steel or Stainless Steel. All are 4" in height.

PAINTED STEEL MODEL	STAINLESS STEEL MODEL	DESCRIPTION
CF-DAD18	CF-DAI18	4" H & 18" W plate
CF-DAD24	CF-DAI24	4" H & 24" W plate
CF-DAD30	CF-DAI30	4" H & 30" W plate
CF-DAD36	CF-DAI36	4" H & 36" W plate
CF-DAD48	CF-DAI48	4" H & 48" W plate
CF-DAD60	CF-DAI60	4" H & 60" W plate

Please contact us for a personalized configuration

STORAGE CABINETS › Storage cabinets

› Adjustable shelf cabinets

› Model 1810, 1815 et 1845



Adjustable shelf cabinets

Quality storage cabinets for commercial and industrial applications. A beautiful fit with workbenches and workstations.

- ◆ All welded construction;
- ◆ Industrial strength: 16, 18 or 20 gauge steel;
- ◆ Adjustable shelves in 2" increments;
- ◆ Full door opening;
- ◆ Shelf capacity of 300 or 500 lbs;
- ◆ Three point handle lock;
- ◆ Baked powder paint, grey color.



Adjustable shelf cabinets

MODEL	DESCRIPTION	WEIGHT
1805	48" W X 18" D X 78" H, 18Ga steel with 4 shelves (500 lbs)	160
1806	48" W X 18" D X 78" H, 20Ga steel with 4 shelves (300 lbs)	130
1810	48" W X 24" D X 78" H, 18Ga steel with 4 shelves (500 lbs)	200
1810-B	48" W X 24" D X 72" H, 18Ga steel with 4 shelves (500 lbs)	195
1815	36" W X 18" D X 72" H, 18Ga steel with 4 shelves (500 lbs)	180
1816	36" W X 18" D X 72" H, 20Ga steel with 4 shelves (300 lbs)	150
1820	36" W X 18" D X 72" H, 20Ga steel with 4 shelves/wardrobe (300 lbs)	120
1821	48" W X 24" D X 78" H, 18Ga steel with 4 shelves/wardrobe (500 lbs)	170
1825	48" W X 24" D X 78" H 16Ga steel - 4 shelves (500 lbs)	220
1840	36" W X 24" D X 72" H, 18Ga steel with 4 shelves (500 lbs)	200
1841	36" W X 24" D X 72" H, 20Ga steel with 4 shelves (300 lbs)	180
1845	48" W X 24" D X 42" H, 20Ga steel with 2 shelves (300 lbs)	150

› Model 1820



Additional shelves

MODEL	DESCRIPTION
18T3618	Shelf 36" W X 18" D (500 lbs)
18T3618L	Shelf 36" W X 18" D (300 lbs)
18T3624	Shelf 36" W X 24" D (500 lbs)
18T3624L	Shelf 36" W X 24" D (300 lbs)
18T4818	Shelf 48" W X 18" D (500 lbs)
18T4818L	Shelf 48" W X 18" D (300 lbs)
18T4824	Shelf 48" W X 24" D (500 lbs)
18T4824L	Shelf 48" W X 24" D (500 lbs)

› Option 18BF



Options

MODEL	DESCRIPTION
18BF	Forklift pockets

Contact Us for other or personalized configuration

STORAGE CABINETS › Storage cabinet

> Heavy duty cabinets with adjustable shelves

› Model 1890



› Model 1893



Heavy duty cabinets with adjustable shelves

Industrial quality cabinets for applications and environments that require a more robust cabinet. A beautiful fit with workbenches and workstations.

- ◆ All welded construction;
- ◆ Heavy duty industrial strength: 12 gauge steel;
- ◆ Adjustable shelves in 2" increments;
- ◆ Full door opening;
- ◆ Shelf capacity of 300 or 500 lbs;
- ◆ Shielded handle hasp;
- ◆ Baked powder paint, grey color.



Heavy duty cabinets with adjustable shelves

MODEL	DESCRIPTION	WEIGHT
1890	36" W X 24" D X 78" H, 12Ga steel with 4 shelves (800 lbs)	925
1891	48" W X 24" D X 78" H, 12Ga steel with 4 shelves (800 lbs)	1 200
1892	60" W X 24" D X 78" H, 12Ga steel with 4 shelves (800 lbs)	1 650
1893	36" W X 24" D X 78" H, 12Ga steel with 4 shelves (800 lbs), open storage	1 025
1894	48" W X 24" D X 78" H, 12Ga steel with 4 shelves (800 lbs), open storage	1 375
1895	60" W X 24" D X 78" H, 12Ga steel with 4 shelves (800 lbs), open storage	1 750

> Tank and cylinder cabinet

› Model 1656-A



Tank and cylinder cabinets

Storage cabinets for propane, BBQ and/or gas cylinders.

- ◆ All welded construction with stamped, perforated steel sheets providing additional sturdiness;
- ◆ Sloped roof for drainage of water and snow;
- ◆ Meets Canadian National gas requirements: CAN/CGA-B-149, 9-M01;
- ◆ "Flammable, keep fire away" in red lettering on door;
- ◆ Closed base to avoid build-up of flammable waste;
- ◆ Models for cylinders have chains provided (to keep cylinders in place);
- ◆ Lockable automatic closing mechanism;
- ◆ Security yellow powder baked paint.

Tank and cylinder cabinets

MODEL	DESCRIPTION	WEIGHT
1656-A	43" W X 26" D X 72" H, 1 door, 1 shelf, max. 10 tanks (40 lbs)	180
1656-B	66" W X 26" D X 72" H, 2 doors, 1 shelf, max. 18 tanks (40 lbs)	250
1656-D	43" W X 26" D X 37" H, 1 door, max. 10 tanks BBQ type (20 lbs)	160
1658-A	43" W X 26" D X 72" H, 1 door, max. 8 cylinders (Dia. 9 1/2")	170
1658-B	66" W X 26" D X 72" H, 2 doors, max. 12 cylinders (Dia. 9 1/2")	240
1658-D	43" W X 26" D X 37" H, 1 door, max. 6 tanks (40 lbs)	150

STORAGE CABINETS › Storage cabinets

> Heavy duty cabinets with shelves and plastic bins

› Model 1850-A




Heavy duty cabinets with shelves and plastic bins

Robust cabinets for both commercial and industrial applications. They offer a combination of shelves and plastic bins to maximize storage of products of various formats. A beautiful fit to both workbenches and workstations.

- ◆ All welded construction;
- ◆ Industrial strength: 16 gauge steel;
- ◆ Adjustable shelves in 2" increments;
- ◆ Full door opening with space for plastic bins on some models;
- ◆ Shelf capacity of 500 lbs;
- ◆ Baked powder paint, grey color.

› Model 1850-B



› Model 1850-E



MODEL	DESCRIPTION	WEIGHT
1850-A	38" W X 24" D X 78" H, steel 16Ga, 4 shelves, shielded handle hasp Plastic bins in door: none Plastic bins in cabinet: none	306
1850-B	38" W X 24" D X 78" H, steel 16Ga, shielded handle hasp Plastic bins (door): 48 x 640210 et 48 x 640220 Plastic bins (cabinet): 6 x 640250, 12 x 640240 et 18 x 640230	356
1850-C	38" W X 24" D X 78" H, steel 16Ga, 2 shelves Plastic bins (door): 48 x 640210 et 48 x 640220 Plastic bins (cabinet): 6 x 640250 et 4 x 640240	374
1850-D	38" W X 24" D X 78" H, steel 16Ga, 2 shelves in cabinet and 3 shelves on each door, shielded handle hasp Plastic bins (door): 48 x 640220 Plastic bins (cabinet): 6 x 640250 et 12 x 640230	359
1850-E	38" W X 24" D X 78" H, steel 16Ga, 4 shelves, shielded handle hasp Plastic bins (door): 48 x 640210 et 48 x 640220 Plastic bins (cabinet): none	364

Contact Us for other or personalized configuration

STORAGE CABINETS › Storage cabinet

> Plastic bins storage cabinet

› Model 1850-F



› Model 1850-H




Plastic bins storage cabinets

Quality storage cabinets for commercial and industrial applications, offering plastic bins to maximize storage of products of various formats. A beautiful fit to both workbenches and workstations.

- ◆ All welded construction;
- ◆ Industrial strength: 18 or 20 gauge steel;
- ◆ Adjustable shelves in 2" increments;
- ◆ Full door opening with space for plastic bins on some models;
- ◆ Shelf capacity of 300 lbs;
- ◆ Baked powder paint, grey color.

MODEL	DESCRIPTION	WEIGHT
1850-F	36" W X 18" D X 72" H, steel 20Ga, Three point handle lock Plastic bins in door: none (regular door) Plastic bins in cabinet: 2 x 640250, 4 x 640240, 15 x 640230 and 42 x 640220	180
1850-G	48" W X 24" D X 78" H, steel 18Ga, Three point handle lock Plastic bins in door: none (regular door) Plastic bins in cabinet: 6 x 640250, 12 x 640240 and 18 x 640230	350
1850-H	36" W X 24" D X 72" H, steel 18Ga, Three point handle lock Plastic bins in door: 30 x 640210 et 30 x 640220 Plastic bins in cabinet: 2 x 640250, 4 x 640240, 15 x 640230 and 42 x 640220	200

> Cabinets - Option



1850-CAN02



1850-CAN03



1850TAB2



Plastic bins


MODEL	DESCRIPTION
640210	4-1/8" W X 5-3/8" D X 3" H, Yellow
640220	4-1/8" W X 7-3/8" D X 3" H, Yellow
640230	5-1/2" W X 10-7/8" D X 5" H, Yellow
640240	8-1/4" W X 14-3/4" D X 5" H, Yellow
640250	16-1/2" W X 14-3/4" D X 7" H, Yellow

Supports


MODEL	DESCRIPTION
1850-CAN02	Support for 5 tubes
1850-CAN03	Support for 5 cans
1850TAB2	Shelf for door



> Product Family



> Choice of Colors



Proudly Distributed In Atlantic Canada
by
Caster-Rack Systems Ltd.
Ph: 902-468-1880
Toll Free 1-800-565-1880
www.caster-rack.com

